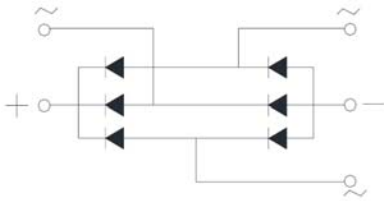



Three Phase Bridge Rectifiers



Features

- UL recognition, file #E230084
- Low thermal resistance
- Glass passivated chip junction
- High surge current capability
- Solder dip 275 °C max. 7 s, per JESD 22-B106

Typical Applications

General purpose use in AC/DC bridge full wave rectification for Server、Frequency converter、Industrial power supply.

Mechanical Data

- **Package:** SKBPC
Molding compound meets UL 94 V-0 flammability rating, RoHS-compliant
- **Terminals:** Tin plated leads, solderable per J-STD-002 and JESD22-B102
- **Polarity:** As marked on body

■Maximum Ratings (T_a=25°C Unless otherwise specified)

PARAMETER	SYMBOL	UNIT	SKBPC2504	SKBPC2506	SKBPC2508	SKBPC2510	SKBPC2512	SKBPC2514	SKBPC2516
Device marking code			SKBPC2504	SKBPC2506	SKBPC2508	SKBPC2510	SKBPC2512	SKBPC2514	SKBPC2516
Maximum Repetitive Peak Reverse Voltage	VRRM	V	400	600	800	1000	1200	1400	1600
Maximum RMS Voltage	VRMS	V	280	420	560	700	840	980	1120
Maximum DC blocking Voltage	VDC	V	400	600	800	1000	1200	1400	1600
Average rectified output current @60Hz sine wave, R-load	IO	A	25						
Forward Surge Current (Non-repetitive) @8.3ms Half-sine wave, 1 cycle, T _j =25°C			360						
Forward Surge Current (Non-repetitive) @1ms, square wave, 1 cycle, T _j =25°C	IFSM	A	720						
Current squared time @1ms≤t≤8.3ms T _j =25°C, Rating of per diode	I ² t	A ² s	538						
Storage temperature	T _{stg}	°C	-55 ~ +150						
Junction temperature	T _j	°C	-55 ~ +150						
Dielectric strength @ Terminals to case, AC 1 minute	V _{dis}	KV	2.5						
Mounting torque @Recommend torque: 5kg·cm	Tor	kg·cm	8						



SKBPC2504 THRU SKBPC2516

■ Electrical Characteristics (T_a=25°C Unless otherwise specified)

PARAMETER	SYMBOL	UNIT	TEST CONDITIONS	SKBPC2504	SKBPC2506	SKBPC2508	SKBPC2510	SKBPC2512	SKBPC2514	SKBPC2516
Maximum instantaneous forward voltage drop per diode	V _F	V	I _{FM} =12.5A	1.1						
Maximum DC reverse current at rated DC blocking voltage per diode	I _R	μA	T _j =25°C	5						
			T _j =125°C	500						
Typical junction capacitance	C _j	pF	Measured at 1MHz and Applied Reverse Voltage of 4.0 V.D.C	175					145	

■ Thermal Characteristics (T_a=25°C Unless otherwise specified)

PARAMETER	SYMBOL	UNIT	SKBPC2504	SKBPC2506	SKBPC2508	SKBPC2510	SKBPC2512	SKBPC2514	SKBPC2516
Typical Thermal Resistance Between junction and case, With heatsink	R _{θJ-C}	°C/W	1.5						

Note: Device mounted on 75mm x 45mm x 5.5mm Aluminum Plate Heatsink.

■ Ordering Information (Example)

PREFERED P/N	PACKING CODE	UNIT WEIGHT(g)	MINIIMUM PACKAGE(pcs)	INNER BOX QUANTITY(pcs)	OUTER CARTON QUANTITY(pcs)	DELIVERY MODE
SKBPC2504 ~ SKBPC2516	A1	Approximate 19	50	50	500	Paper Box

■ Characteristics (Typical)

FIG1: I_o-T_c Curve

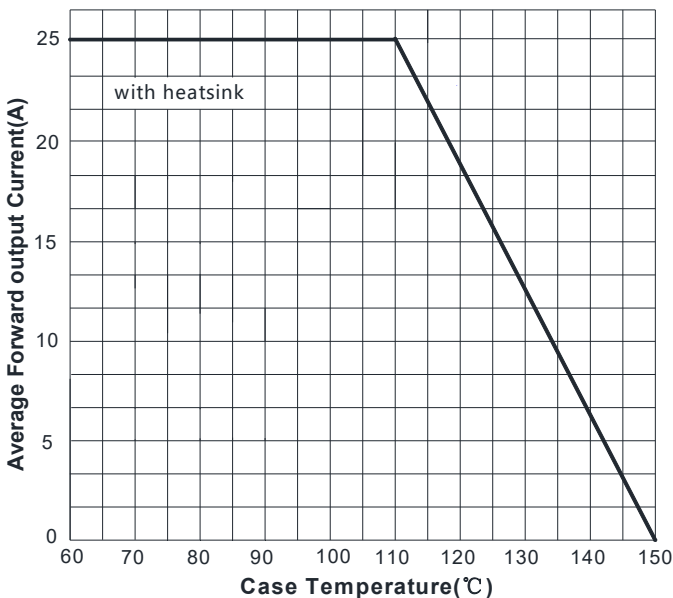
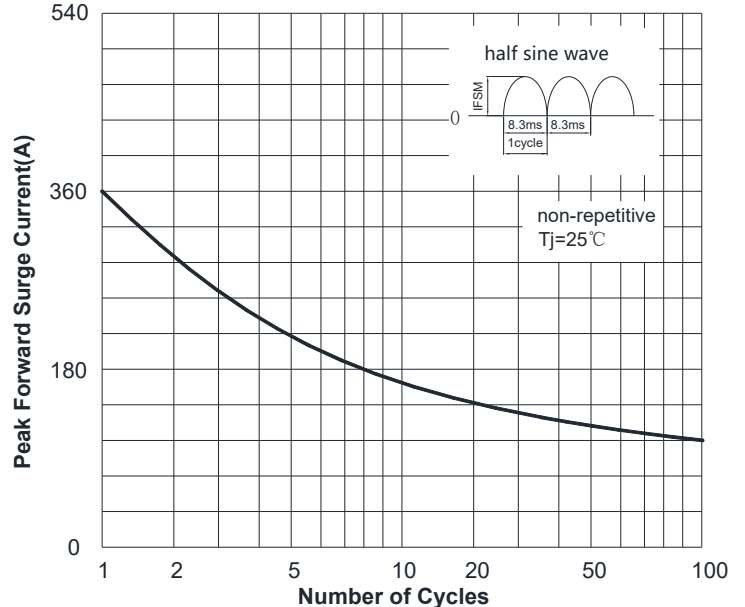


FIG2: Surge Forward Current Capability





SKBPC2504 THRU SKBPC2516

FIG3: Typical Forward Voltage

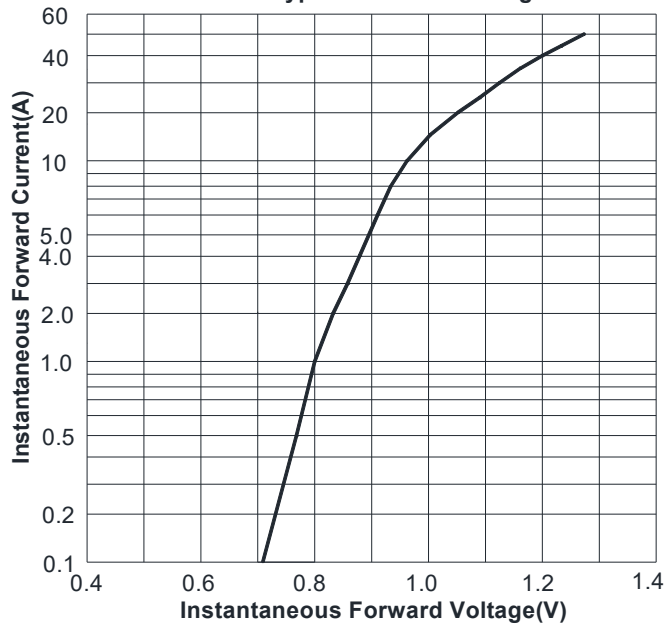
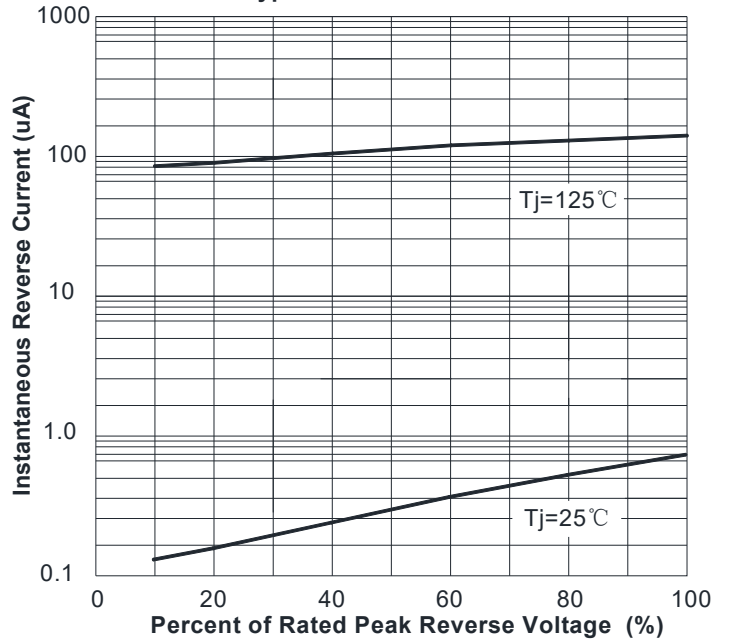
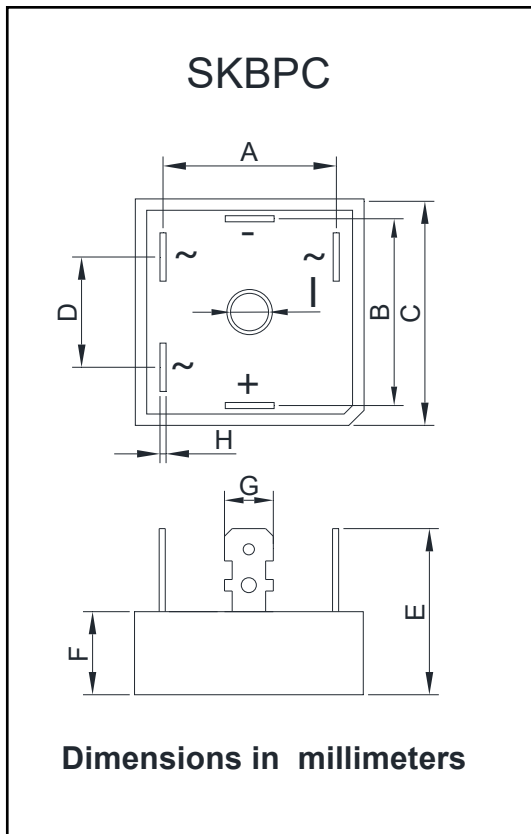


FIG4: Typical Reverse Characteristics



■ Outline Dimensions



SKBPC		
Dim	Min	Max
A	23.1	24.1
B	23.1	24.1
C	28.2	28.8
D	16.0	17.0
E	/	25
F	10.8	11.2
G	6.2	6.4
H	0.75	0.85
I	4.5	5.5



Disclaimer

The information presented in this document is for reference only. Yangzhou Yangjie Electronic Technology Co., Ltd. reserves the right to make changes without notice for the specification of the products displayed herein to improve reliability, function or design or otherwise.

The product listed herein is designed to be used with ordinary electronic equipment or devices, and not designed to be used with equipment or devices which require high level of reliability and the malfunction of which would directly endanger human life (such as medical instruments, transportation equipment, aerospace machinery, nuclear-reactor controllers, fuel controllers and other safety devices), Yangjie or anyone on its behalf, assumes no responsibility or liability for any damages resulting from such improper use of sale.

This publication supersedes & replaces all information previously supplied. For additional information, please visit our website [http:// www.21yangjie.com](http://www.21yangjie.com) , or consult your nearest Yangjie's sales office for further assistance.